



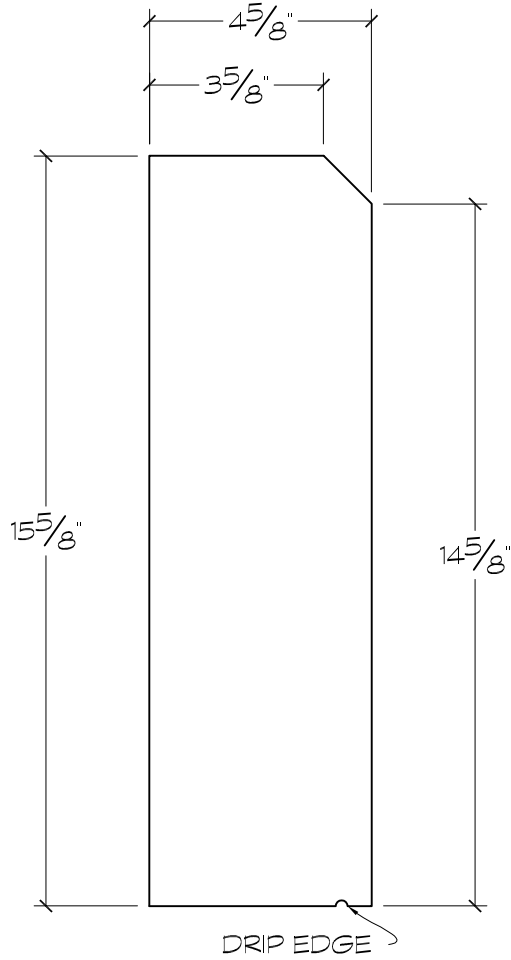
Harvey Cement Products, Inc.

Since 1947

16030 Park Avenue, Harvey, IL 60426

Ph: 708.333.1900 F: 708.333.1910

www.harveycement.com




CROSS SECTION


1 **PROFILE ES**

ARCH REF:
SCALE: 3"=1'-0"


TOP VIEWS



STRAIGHT



LEFT END RETURN



RIGHT END RETURN

DRIP EDGE - OPTIONAL

Profile ID

ES

SUGGESTED USE

Sill	
Transition Band	X
Coping	
Cap	
Band	X
Cornice	

TYPE / SIZE AVAILABILITY

TYPE	LENGTH(S)
Straight	35 5/8"
Left End Return	36 5/8"
Right End Return	36 5/8"